

**MUNICIPAL
STATEMENT OF FINANCIAL INFORMATION
(SOFI)
2016**

**The Corporation of the City of Dawson Creek
10105 - 12A Street
Dawson Creek, BC
V1G 3V7
Phone: 250-784-3600
Fax: 250-782-3352**

**Mailing Address
Box 150
Dawson Creek, BC
V1G 4G4**

**Mayor
Dale Bumstead**

**Chief Administrative Officer
Jim Chute**

**Chief Financial Officer
Shelly Woolf**

Municipality
Statement of Financial Information (SOFI)

City of Dawson Creek
Fiscal Year Ended December 31, 2016
Schedule of Consolidated Debenture Debt

City	Purpose	Year	Year	Interest	Issued	Redeemed	Outstanding
Bylaw #	Issue # Yrs.	Borrowed	Paid Off	Rate			2016
Bylaw #	Issue # Yrs.	purposed					
3117	63 20	Water improvements	1996	2016	7.75%	\$ 377,500	\$ 377,500 \$ -
3211	66 20	Water improvements	1997	2017	4.82%	328,000	302,934 25,066
3255	68 20	Water improvements	1998	2018	4.65%	375,000	319,049 55,951
3290	68 20	Water improvements	1998	2018	4.65%	550,000	467,938 82,062
3324	70 20	Water improvements	1999	2019	5.49%	620,000	486,436 133,564
3339	70 20	Water improvements	1999	2019	5.49%	2,250,000	1,765,291 484,709
3315	70 20	Sewer improvements	1999	2019	5.49%	485,000	380,518 104,482
3405	71 20	Water improvements	1999	2019	5.99%	500,000	392,287 107,713
3469	73 20	Water improvements	1999	2020	6.36%	195,000	140,329 54,671
3527	77 20	Water improvements	2000	2022	6.06%	750,000	444,535 305,465
3527	80 20	Water improvements	2004	2014	4.78%	175,334	93,924 81,410
3619	81 20	Water improvements	2003	2023	4.86%	1,200,000	577,650 622,350
3527	85 20	Water improvements	2004	2024	4.86%	700,000	336,963 363,037
3572	80 20	Water improvements	2004	2024	4.78%	200,000	107,137 92,863
3619	85 20	Water improvements	2004	2024	4.86%	1,971,000	948,790 1,022,210
3759	95 20	Sewer improvements	2005	2025	4.17%	300,000	136,218 163,782
3527	101 20	Water improvements	2004	2024	4.52%	556,666	197,833 358,833
3801	99 10	Local area service	2007	2016	4.43%	4,983	4,983 -
3803	99 10	Local area service	2007	2016	4.43%	1,671	1,671 -
3804	99 10	Local area service	2007	2016	4.43%	29,179	29,179 -
3807	99 10	Local area service	2007	2016	4.43%	175,015	175,015 -
3824	101 20	Water improvements	2007	2027	4.52%	555,000	197,241 357,759
3852	101 10	Local area service	2007	2017	4.52%	82,915	73,086 9,829
3854	101 10	Local area service	2007	2017	4.52%	57,843	50,986 6,857
3855	101 10	Local area service	2007	2017	4.52%	50,501	44,117 5,934
3856	101 10	Local area service	2007	2017	4.52%	110,442	97,349 13,093
3857	101 10	Local area service	2007	2017	4.52%	3,120	2,750 370
3858	101 10	Local area service	2007	2017	4.52%	4,550	4,011 539
3859	101 10	Local area service	2007	2017	4.52%	30,028	26,468 3,560
3860	101 10	Local area service	2007	2017	4.52%	66,666	58,763 7,903
3861	101 10	Local area service	2007	2017	4.52%	61,940	54,597 7,343
3862	101 10	Local area service	2007	2017	4.52%	63,606	56,065 7,541
3863	101 10	Capital Works	2007	2017	4.52%	26,251	23,139 3,112
3864	101 10	Ball Diamond Relocatk	2007	2017	4.52%	622,594	548,786 73,808
3888	102 20	Water improvements	2007	2027	4.82%	1,844,900	655,657 1,189,243
3889	102 10	Local area service	2007	2017	4.82%	250,000	220,363 29,637
3807	102 10	Local area service	2007	2017	4.82%	144,395	127,277 17,118
3714	102 10	Local area service	2007	2017	4.82%	33,500	29,529 3,971
3715	102 10	Local area service	2007	2017	4.82%	14,585	12,856 1,729
3716	102 10	Local area service	2007	2017	4.82%	17,350	15,293 2,057
3717	102 10	Local area service	2007	2017	4.82%	50,000	44,072 5,928
3718	102 10	Local area service	2007	2017	4.82%	17,675	15,580 2,095
3719	102 10	Local area service	2007	2017	4.82%	53,800	47,422 6,378
3720	102 10	Local area service	2007	2017	4.82%	43,020	37,920 5,100
3721	102 10	Local area service	2007	2017	4.82%	22,625	19,943 2,682
3722	102 10	Local area service	2007	2017	4.82%	49,500	43,632 5,868
3723	102 10	Local area service	2007	2017	4.82%	45,550	40,150 5,400
3685	102 10	Local area service	2007	2017	4.82%	16,500	14,544 1,956
3879	102 20	South Peace Multiplex	2007	2027	5.11%	9,850,000	3,500,580 6,349,420
3916	103 10	Capital Works	2008	2018	4.65%	731,800	561,628 170,172
3917	103 10	Capital Works	2008	2018	4.65%	71,500	54,873 16,627
4080	121 20	Capital Works	2012	2032	2.90%	4,000,000	570,415 3,429,585
4107	121 10	Capital Works	2012	2022	2.90%	81,007	28,651 52,356
4108	121 10	Capital Works	2012	2022	2.90%	804,005	284,370 519,635
4109	121 10	Capital Works	2012	2022	2.90%	1,505,256	532,397 972,859
4140	124 10	Capital Works	2013	2023	3.15%	2,700,000	702,003 1,997,997
4121	126 10	Sewer improvements	2013	2023	3.85%	535,496	139,129 396,267
4166	130 10	Local area service	2013	2023	3.00%	2,790,000	474,059 2,315,941
4168	130 10	Water improvements	2014	2024	3.00%	3,500,000	594,697 2,905,303
4199	133 20	Sewer improvements	2015	2035	2.75%	7,000,000	247,528 6,752,472
4211	133 10	Local area service	2015	2025	2.75%	20,997	1,790 19,207
4212	133 10	Local area service	2015	2025	2.75%	49,433	4,214 45,219
4213	133 10	Local area service	2015	2025	2.75%	174,365	14,863 159,502
4215	131 10	Local area service	2015	2025	2.20%	1,382,000	117,803 1,264,197
4216	131 10	Local area service	2015	2025	2.20%	450,000	38,359 411,641
Grand Total:					\$ 51,728,613	\$ 18,115,235	\$ 33,613,378

**Municipality
Statement of Financial Information (SOFI)**

City of Dawson Creek

Fiscal Year Ended December 31, 2016

SCHEDULE OF GUARANTEE AND INDEMNITY AGREEMENTS

The City of Dawson Creek has not given any guarantee or indemnity under the Guarantees and Indemnity Regulation.

Municipality
Statement of Financial Information (SOFI)

City of Dawson Creek

Fiscal Year Ended December 31, 2016

SCHEDULE OF REMUNERATION AND EXPENSES

Elected Officials	Position	Remuneration	Expenses
Bumstead, Dale	Mayor	\$ 56,630.00	\$ 32,014.88
Gevatkoff, Paul	Councillor	17,408.30	375.00
McFadyen Terrence	Councillor	17,408.30	6,038.57
Parslow, Charlie	Councillor	17,408.30	5,608.76
Rogers, Mark	Councillor	17,408.30	2,127.07
Shuman Cheryl	Councillor	17,408.30	6,127.60
Wilbur, Shaely	Councillor	17,408.30	5,939.36
TOTAL FOR ELECTED OFFICIALS:		\$ 161,079.80	\$ 58,231.24

Other Employees	Position	Remuneration	Expenses
Chute, James	Chief Administrative Officer	\$ 209,853.24	\$ 10,879.66
Redfean, Duncan	Director of Community Services	153,292.22	2,589.23
Woolf, Shelly	Chief Financial Officer	151,228.38	7,027.35
Capelle, Marcel	Fire Fighter	146,748.75	-
Meeres, Cody	Fire Fighter	142,759.52	-
Fritsche, Michael	Fire Fighter	139,764.45	-
Reitsma, Ken	Fire Fighter	136,859.57	-
Smith, Gordon	Fire Chief	124,417.63	12,919.85
Huttema, Robert	Fire Fighter	122,200.27	2,111.29
Pickett, Todd	Fire Fighter	118,210.09	-
Sutton, Mark	Fire Fighter	117,873.05	2,795.92
Henderson, Kevin	Director of Development Services	117,431.83	10,506.63
Dahlen, Shawn	Director of Infrastructure	117,247.96	12,107.93
Pearson, Wesley	Fire Fighter	113,551.73	-
Ginter, Brenda	Director of Corporate Administration	111,815.48	2,851.04
Fritshaw, Lynette	Fire Fighter	110,994.27	3,853.80
Fulton, Robert	Deputy Fire Chief	109,371.57	4,772.43
Kerbrat, Gary	Fire Fighter	108,796.68	-
Carpenter, Jason	Fire Fighter	108,627.58	-
Gower, Brooks	Fire Fighter	107,718.48	336.62
Weaver, Lewis	Fire Fighter	105,627.43	357.14
St. Germain, Bradley	Fire Fighter	105,194.46	-
Davoren, Klé	Fire Fighter	105,154.89	-
Richmond, Raymond	Fire Fighter	104,890.28	-
Burritt, John	Fire Fighter	100,475.32	700.48
Mathleson, Richard	Public Works Manager	92,891.96	4,109.12
Henderson, Tyra-Lee	Deputy Director of Corporate Administration	91,283.95	3,211.89
Booth, Rodney	Operator II	91,280.76	2,694.22
Whitehead, Nigel	Senior Planner	89,344.93	1,938.45
Reynard, Barry	Special Projects Manager	88,647.20	2,579.62
Aaroe, Devon	Engineering Assistant III	86,833.38	5,989.77
Nilsen, Peter	Energy Manager	86,247.83	1,978.41
Patterson-Elden, Chante	Facilities Manager	85,647.67	5,650.65
Sweezey, Melina	Aquatic Coordinator	83,891.91	1,573.87
Lacey, Gerritt	Utilities Manager	83,136.12	2,737.86
DeVuyst, Kerry	Water Operator IV	82,566.42	70.00
McClarty, Shane	Licensed Mechanic	81,967.54	-
Peters, Alan	Operator III	79,870.49	169.00
Loiselle, Janet	Deputy Chief Financial Officer	79,641.06	358.81
Regnier, Ron	Assistant Foreman	77,962.58	-
Jackson, Levi	Parks and Facilities Manager	77,928.12	-
Broughton, Russell	Licensed Mechanic - Foreman	77,318.51	-
Murphy, Veronica	Lifeguard III	77,256.75	-
Siemens, David	Gardener	76,753.22	-
Connelly, Jane	CPIC Operator	76,443.91	-
Mingo, Bruce	Facilities Handyman	76,060.02	-
Mielke, Gordon	Water Operator I	75,488.88	4,522.52
Consolidated Total of employees with remuneration and expenses exceeding \$75,000		\$ 4,908,568.34	\$ 111,393.56
Consolidated total of other employees with remuneration and expenses \$75,000 or less		\$ 6,378,336.63	\$ 68,144.16
TOTAL OTHER EMPLOYEES:		\$ 11,286,904.97	\$ 179,537.72

**Note: The City of Dawson Creek provides payroll services to the Dawson Creek Municipal Library which is operated under a separate board. All wages and benefits paid on behalf of the Library are \$387,119.33 and are not included in the Consolidated total of other employees with remuneration and expenses \$75,000 or less.

**Municipality
Statement of Financial Information (SOFI)**

City of Dawson Creek

Fiscal Year Ended December 31, 2016

SCHEDULE OF REMUNERATION AND EXPENSES

Reconciliation	Remuneration	Expenses
Total Remuneration - Elected Officials	\$ 161,079.80	\$ 58,231.24
Total Remuneration - Other Employees	<u>11,286,904.97</u>	<u>68,144.16</u>
Consolidated Total, Remuneration & Expenses Paid	<u>\$ 11,447,984.77</u>	<u>\$ 126,375.40</u>
 Summary		
Elected officials	\$ 161,079.80	\$ 58,231.24
Employee Wages Over \$75,000	4,908,568.34	111,393.56
Employee Wages & Expenses - other	<u>6,378,336.63</u>	<u>68,144.16</u>
Sub-total	<u>\$ 11,447,984.77</u>	<u>\$ 237,768.96</u>
 Reconciling Items		
 Salaries, Wages & Employee Benefits per Financial Statements	 <u>\$ 13,977,965.00</u>	
 Wages per above schedule	 \$ 11,447,984.77	
Add: Employer share of benefits	2,792,765.91	
Timing Adjustments	<u>(262,785.68)</u>	
Total	<u>\$ 13,977,965.00</u>	

**Note: The City of Dawson Creek provides payroll services to the Dawson Creek Municipal Library which is operated under a separate board . All wages and benefits paid on behalf of the Library are \$387,119.33 and are included in the Consolidated total of other employees with remuneration and expenses \$75,000 or less.

**Municipality
Statement of Financial Information (SOFI)**

City of Dawson Creek

Fiscal Year Ended December 31, 2016

STATEMENT OF SEVERANCE AGREEMENTS

There were no severance agreements under which payment commenced between the City of Dawson Creek and its non-unionized employees during the fiscal year 2016.

Municipality
Statement of Financial Information (SOFI)

City of Dawson Creek

Financial Year Ended December 31, 2016

SCHEDULE OF PAYMENTS TO SUPPLIERS OF GOODS AND SERVICES

<u>List of Suppliers who received aggregate payments exceeding \$25,000</u>	<u>Amount</u>
615870 BRITISH COLUMBIA LTD. INC#615870	\$ 148,593.75
AGROWORKS SERVICES INC.	53,511.04
ALASKA HIGHWAY NEWS/DAILYNEWS/HORIZON/MIRROR	41,457.63
ALS CANADA LTD.	44,146.98
ASCENT PUBLIC AFFAIRS INC.	63,657.14
AUTOMATED AQUATICS CANADA LTD.	44,560.80
AV-TECH HEATING & SERVICE LTD.	36,473.26
B C ASSESSMENT AUTHORITY	157,883.72
B C HYDRO & POWER AUTHORITY	1,345,302.78
B C TRANSIT	677,024.00
BC FIRE SAFE PROTECTION SERVICES LTD.	49,047.44
BC HYDRO	52,476.90
BC HYDRO DESIGN DEPARTMENT	44,684.85
BANK OF CANADA	47,256.00
BEAR MOUNTAIN CONSTRUCTION LTD.	1,582,873.99
BELL MOBILITY	48,054.40
BRENNTAG CANADA INC.	49,746.06
BROWNS JANITORIAL SERVICES	92,784.96
C. CHANDLER CONTRACTING	697,309.31
C.NORMAN TRENCHING LTD.	104,391.12
CANADIAN UNION OF PUBLIC EMPLOYEES	112,980.75
CAPITAL MOTORS (1985) LTD.	78,555.76
CELTIC CONSTRUCTION LTD.	315,262.71
CHAMPAGNE EDITION INC.	41,364.75
BUSY BEE SIGNS	34,743.89
CHEYENNE TREE FARMS LTD.	32,125.31
CLC CONCRETE CONTRACTING LTD.	82,593.88
CLEARTECH INDUSTRIES INC.	83,338.77
CORIX CONTROL SOLUTIONS	28,114.24
COUTTS PULVER CRAWFORD LLP	26,028.43
CUBEX LIMITED	26,981.44
DAKOTA CONTRACTING LTD.	48,626.77
DAKOTA RECLAMATORS LTD.	771,877.84
DARLING, IAN	32,193.64
DARYL'S BACKHOE SERVICE	40,803.25
DAVID C. HALL PROFESSIONAL CORPORATION	127,464.80
DAWSON CO-OPERATIVE UNION	262,285.64
DAWSON CREEK FIREFIGHTERS - LOCAL 2136	46,193.40
DAWSON CREEK PROMO SHOPPE	46,837.78
DELTEK BUSINESS & COMMUNICATIONS SOLUTIONS	75,495.98
DIAMOND SOFTWARE INC.	40,383.79
DICE PETROLEUM MAINT. LTD.	26,057.62
DIRECT HORIZONTAL DRILLING INC.	28,271.27
DOUGLAS LAKE EQUIPMENT LP	41,983.96

**Municipality
Statement of Financial Information (SOFI)**

City of Dawson Creek

Financial Year Ended December 31, 2016

SCHEDULE OF PAYMENTS TO SUPPLIERS OF GOODS AND SERVICES

List of Suppliers who received aggregate payments exceeding \$25,000	Amount
DWB CONSULTING SERVICES LTD.	42,969.99
EMCO CORPORATION	29,590.77
ENCANA EVENTS CENTRE	195,260.30
ESRI CANADA LIMITED	29,584.80
EXECUTIVE FLIGHT CENTRE FUEL SERVICES LTD	206,970.52
FLOCOR INC.	25,953.92
FORCE ENGINEERING GROUP INC.	89,591.25
FRED SURRIDGE LTD.	105,022.77
GCM ENTERPRISES LTD.	26,360.10
GEAR-O-RAMA SUPPLY LTD.	263,938.21
GUILLEVIN INTERNATIONAL CO.	60,060.95
H2O&S CONTRACTING	46,381.07
HANSEN, WAYNE	36,500.00
HAREWOOD DEVELOPMENTS INC.	30,000.00
HEGGE CONSTRUCTION LTD.	1,428,507.42
HILLSIDE GARDEN COMPANY	60,396.42
HOCKEY CANADA	26,050.00
HOSKIN SCIENTIFIC LTD	30,948.86
HUB INTERNATIONAL BARTON LTD.	405,609.50
ICBC	61,483.00
ICI ELECTRICAL ENGINEERING LTD.	30,003.76
INLAND CONCRETE, A DIVISION OF LEHIGH HANSON MATERIALS LIMITED	34,300.47
INTEGRA TIRE DAWSON CREEK	36,447.21
INTERIOR INSTRUMENT TECH SERVICES LTD.	100,456.24
ITNORTH.CA	393,116.58
JACOBSEN CONTRACTING LTD.	431,352.08
JACQUES ELECTRIC (1997) LTD.	103,138.37
JAMES ELECTRIC MOTOR SERVICES LTD.	29,009.07
JOE LOOMIS TRUCKING LTD.	106,055.27
K&O ELECTRIC	947,327.42
KERR WOOD LEIDAL ASSOCIATES LIMITED	398,729.01
KROW'S CONTRACTING LTD. PLUMBING & HEATING	254,862.47
LANG LOCKS & SECURITY SOLUTIONS	34,455.16
LYNX EXPRESS BAGGAGE & SHUTTLE	57,501.15
MANULIFE SECURITIES INVESTMENT SERVICES INC.	26,766.80
MARTIN SMYTH CONSTRUCTION LTD.	188,271.17
MATRIX SOLUTIONS INC.	28,045.55
MCELHANNEY CONSULTING SERVICES LTD.	39,900.00
MEDICAL SERVICES OF BC	188,898.00
MGP CONTRACTING, MIKE PANGMAN	26,277.30
MICRO COMPUTERS PLUS...	51,885.12
MILE O PARK SOCIETY	103,150.00
MIN OF FIN - PROVINCIAL SERVICE TAX	28,978.53
MIN OF FIN & CORP RELATION	3,835,699.24

Municipality
Statement of Financial Information (SOFI)

City of Dawson Creek

Financial Year Ended December 31, 2016

SCHEDULE OF PAYMENTS TO SUPPLIERS OF GOODS AND SERVICES

<u>List of Suppliers who received aggregate payments exceeding \$25,000</u>	<u>Amount</u>
MOP HEADZ MAINTENANCE INC.	39,366.86
MUNICIPAL PENSION PLAN	1,781,283.25
NELS OSTERO LIMITED	117,850.26
NEW HARVEST MEDIA INC.	55,157.30
NOR-KAM VACUUM PUMPING	84,703.50
NORTH CENTRAL LOCAL GOVERNMENT ASSOCIATION	58,829.05
NORTHERN GEO TESTING & ENGINEERING	80,063.03
NORTHERN JANITORIAL SUPPLY	55,014.69
NORTHERN METALIC SALES LTD.	57,293.83
NORTHERN SAFETY & WELDING SUPPLIES LTD.	67,351.46
NORWOOD FOUNDRY LIMITED	29,730.57
NSC MINERALS LTD.	72,085.59
OFFSETTERS CLEAN TECHNOLOGY INC.	63,336.00
OPUS DAYTONKNIGHT CONSULTANTS LTD.	34,678.31
OPUS INTERNATIONAL CONSULTANTS (CANADA) LTD.	109,729.69
OPUS STEWART WEIR LTD.	100,784.25
ORGANIZED CRIME AGENCY OF BC (OCABC)	25,954.05
P.C. OILFIELD SUPPLIES	45,008.13
PACIFIC BLUE CROSS	425,676.32
PACIFIC NORTHERN GAS (N.E.) LTD.	281,487.93
PALADIN SECURITY SYSTEMS LTD.	32,229.82
PAVLIS TRUCKING LTD.	131,979.38
PEACE COUNTRY RESTORATION LTD.	57,951.60
PEACE COUNTRY TECHNICAL SERVICES LTD	37,928.21
PEACE RIVER REGIONAL DISTRICT	6,312,822.72
PEACE RIVER REGIONAL HOSPITAL DISTRICT	1,496,492.17
PETERS BROS. CONSTRUCTION LTD.	3,339,135.72
PITNEYWORKS	41,436.28
PRIORITY CHAIN LINK LTD.	71,506.73
R.C.M.P. E DIVISION	49,063.64
RCAP LEASING INC.	40,686.53
RECEIVER GENERAL - CANADA REVENUE AGENCY	3,189,394.99
RECEIVER GENERAL - RCMP	2,086,325.68
RED WELD TEC LTD.	203,421.19
ROSENAU TRANSPORT LTD.	36,203.18
SANDER ROSE BONE GRINDLE LLP	28,875.00
SHAW BUSINESS	25,132.80
SMITH CONNELLY SERVICES LIMITED	411,172.65
SOFTWARE EMPORIUM INC.	44,307.84
SPRING FRESH MAT & RENTALS LTD.	25,802.98
STEVE HARTNELL VENTURES LTD.	65,833.53
SUN LIFE FINANCIAL SERVICES	545,765.54
SURESPAN CONSTRUCTION LTD.	561,520.82
T F M CONSULTANTS INTERNATIONAL	26,173.75

**Municipality
Statement of Financial Information (SOFI)**

City of Dawson Creek

Financial Year Ended December 31, 2016

SCHEDULE OF PAYMENTS TO SUPPLIERS OF GOODS AND SERVICES

List of Suppliers who received aggregate payments exceeding \$25,000	Amount
TARPON ENERGY SERVICES LTD.	115,359.65
TAYGUS MANAGEMENT LTD.	112,770.00
TEAM EAGLE LTD.	352,262.40
TELUS COMMUNICATIONS (BC) INC.	91,324.98
TIGER PRINTING & STATIONERS	76,458.70
TOURISM DAWSON CREEK	491,704.17
TRANE CANADA ULC	249,733.10
TRANSAFE CONSULTING LTD.	66,108.00
UNITED ROTARY BRUSH OF CANADA	25,331.26
URBAN SYSTEMS LTD.	1,102,941.72
VANN STRUTH CONSULTING GROUP INC.	43,417.55
VIMAR EQUIPMENT LTD.	42,505.30
WASTE MANAGEMENT	642,587.02
WORKSAFE BC	206,265.71
WRIGHT'S FOOD SERVICE LTD.	47,290.28
WSP CANADA INC.	41,926.75
XEROX CANADA LTD.	65,844.57
YOUNG ANDERSON - IN TRUST	78,309.14
YOUNG, ANDERSON	84,309.85
Total Aggregate amount paid to Suppliers > \$25,000	\$ 44,890,604.59
<hr/>	
Consolidated Total Paid to Suppliers who received aggregate payments of \$25,000 or less	\$ 3,346,318.14
<hr/>	
Total of Aggregate payments exceeding \$25,000 paid to suppliers	44,890,604.59
Consolidated total of payments of \$25,000 or less paid to suppliers	3,346,318.14
<hr/>	
Consolidated total of all grants and contributions exceeding \$25,000	331,873.00
<hr/>	
CONSOLIDATED TOTAL, PAYMENTS FOR THE PROVISION OF GOODS AND SERVICES	\$ 48,568,795.73


**Municipality
Statement of Financial Information (SOFI)**

City of Dawson Creek


Fiscal Year Ended December 31, 2016

STATEMENT OF FINANCIAL INFORMATION APPROVAL

The undersigned, as authorized by the Financial Information Regulation, Schedule 1, subsection 9(2), approves all the statements and schedules included in this Statement of Financial Information, produced under the *Financial Information Act*.



Shelly Woolf
Chief Financial Officer
Date: June 14, 2017



Dale Burnstead
Mayor
Date: June 14/17

Municipality
Statement of Financial Information (SOFI)

City of Dawson Creek

Fiscal Year Ended December 31, 2016

MANAGEMENT REPORT


The Financial Statements contained in this Statement of Financial Information under the Financial Information Act have been prepared by management in accordance with generally accepted accounting principles or stated accounting principles, and the integrity and objectivity of these statements are managements responsibility. Management is also responsible for all the statements and schedules, and for ensuring that this information is consistent, where appropriate, with the information contained in the financial statements.

Management is also responsible for implementing and maintaining a system of internal controls to provide reasonable assurance that reliable financial information is produced.

Mayor and Council is responsible for ensuring that management fulfils it's responsibilities for financial reporting and internal control and for approving the financial information included in the Statement of Financial Information.

The external auditors, Sander Rose Bone Grindle LLP, conduct an independent examination, in accordance with general accepted auditing standards, and express their opinion on the financial statements. Their examination does not relate to the other schedules and statements required by the Act. Their examination includes a review and evaluation of the corporation's system of internal control and appropriates tests and procedures to provide reasonable assurance that the financial statements are presented fairly.

On behalf of The Corporation of the City of Dawson Creek.



Shelly Woolf,
Chief Financial Officer

Date: June 14, 2017